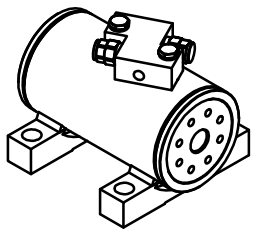

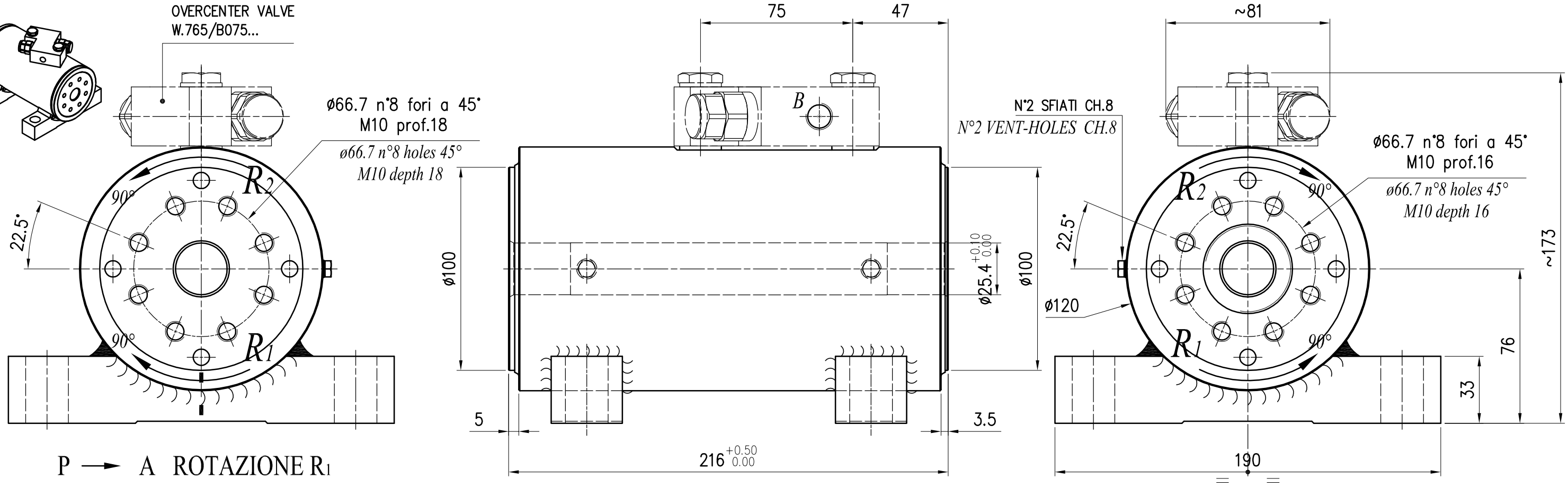

P → A ROTAZIONE R_1

P → B ROTAZIONE R_2

Attacchi (*ports*)	1/4 G
Angolo di rotazione (*rotation angle*)	180°
Coppia massima a 210 bar (*max torque 210 bar*)	960 Nm
Cilindrata (*displacement*)	222 cm^3
Pressione massima (*max pressure*)	210 bar
Pressione di collaudo (*test pressure*)	320 bar
Pressione a vuoto (*starting pressure*)	20 bar
Taratura overcenter (*overcenter setting*)	230 bar
Carico assiale massimo (*max thrust capacity*)	6000 N
Carico radiale massimo (*max radial capacity*)	20000 N
Momento ribaltante massimo	
con attacco a forcella (*straddle mounting*)	4800 Nm
con attacco a sbalzo (*cantilever mounting*)	2800 Nm
Peso (*weight*)	19 kg
Temperatura (*working temperature*)	-20°C/80°C
Materiale guarnizioni (*seals*)	PTFE/NBR/ Polyurethane

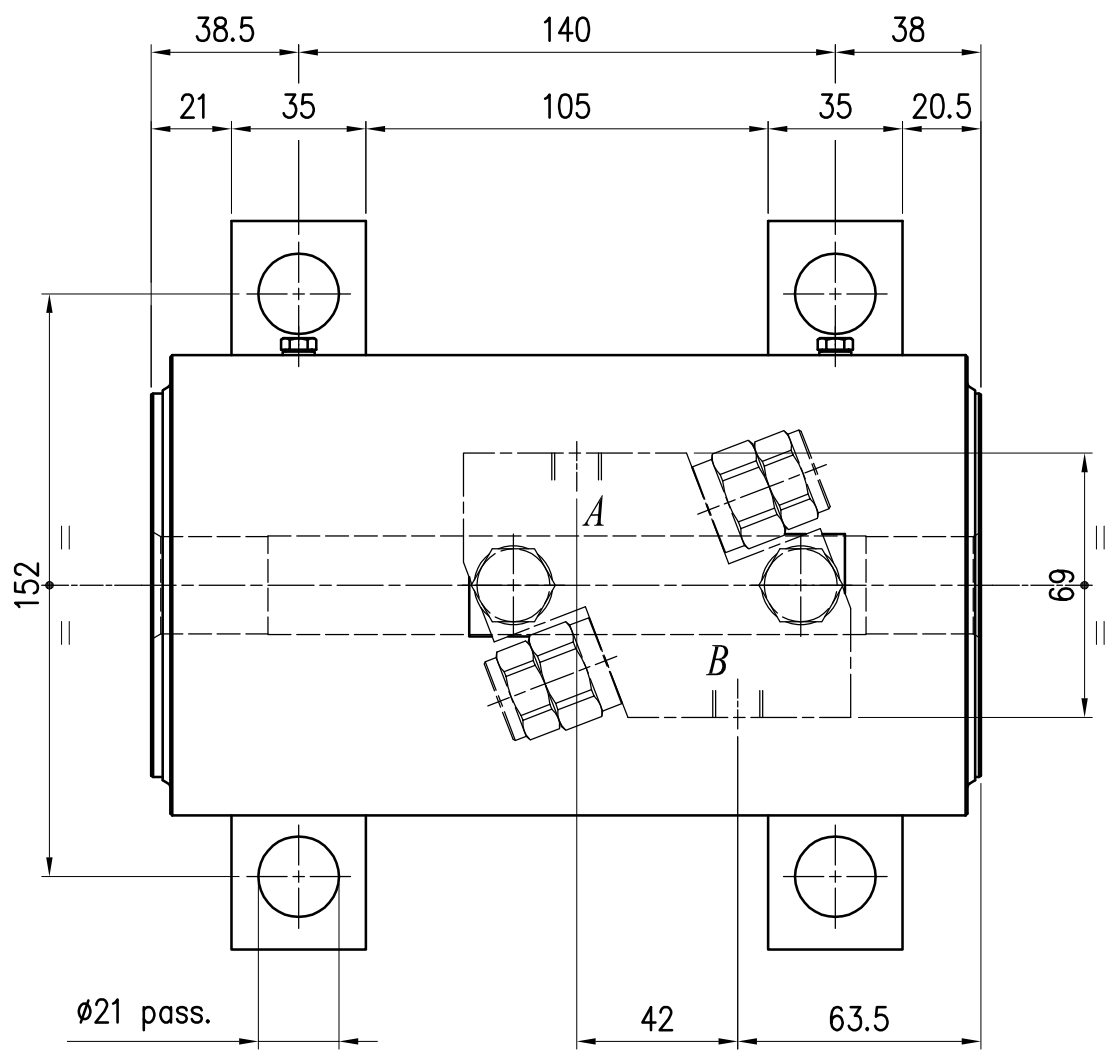

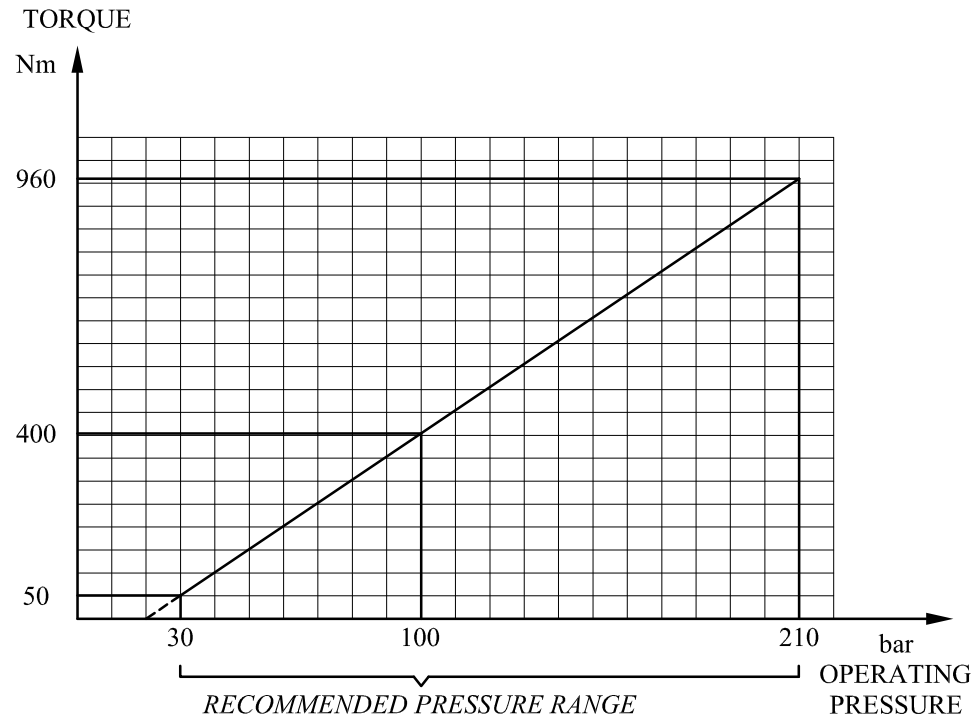

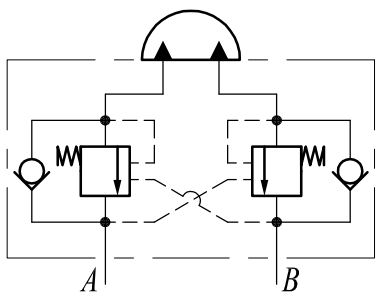

CODE	FINISH	CODE
	STANDARD VERSION -20°C / +80°C PTFE / NBR / Polyurethane	LOW TEMP. VERSION -40°C / +80°C PTFE / Silicone / Polyurethane
...E	Only epoxy primer	-
...K	Nothing	-
...L	Polyur. painting + gaseus nitr.	...X
...M	Epoxy primer + gaseus nitriding	...Y
...N	Only gaseus nitriding	...Q
...P	Only polyurethane painting	...T

Data	Modifica	Data	Modifica
Note		Peso Kg.	Dis. N RP.24/M36P1D2V..

MOVECO ROTARY ACTUATORS HYDRAULIC COMPONENTS

MOVECO s.r.l. 28075 Grignasco (NO) - I

Denominazione: COMPLESSIVO / ASSEMBLY

Dis. CAD: P24jM36P1D2

Sostituisce dis.: RP.24/L36P1D2V..

Gruppo: ATTUATORE ROTANTE ARP 40–180–P1–D2–V / ROTARY ACTUATOR ARP 40–180–P1–D2–V

Scala 1:2 | Diseg. W | Data 30/11/15 | Approvato da:

MOVECO si riserva a termini di legge la proprietà del presente disegno con divieto di riprodurlo o comunicarlo a terzi senza sua autorizzazione